


PARTS INDEX

Machine Front View	pgs. 61 & 62
Cabinet Detail	pgs. 63 & 64
Service Door (Front)	pgs. 65 & 66
Service Door (Inside)	pgs. 67 & 68
Tray Assembly	pgs. 69 & 70
AC Distribution Box	pgs. 71 & 72
Elevator.....	pgs. 73 & 74
Conveyor.....	pgs. 75 & 76
Lighting	pgs. 77 & 78
Refrigeration	pgs. 79 & 80
Electronics	pgs. 81 & 82
Harnesses.....	pg. 83
Labels/Decals/Misc	pg. 84
Screws & Nuts	pgs. 85, 86, & 87
Washers/Bolts/Misc. Hardware	pgs. 88, 89, & 90

PARTS

MACHINE FRONT VIEW



PARTS

MACHINE FRONT VIEW





ITEM	DN5000 PART #	DN3000 PART #	PART DESCRIPTION
1A-1	800,102,29x.x1	800,102,40x.x1	Glass Door, 2 Pane (001-8250 and higher)
1A-2	800,101,87x.x1	NA	Glass Door, 2 Pane (prior to 001-8250)
1B-1	800,102,36x.x1	800,102,38x.x1	Glass Door, Special 3 Pane (001-8250 and higher)
1B-2	800,102,02x.x1	NA	Glass Door, Special 3 Pane (prior to 001-8250)
1C-1	626,055,30x.x3	800,102,33X.X1	Glass Door, Special Film 2 Pane Special (001-8250 and higher)
1C-2	800,102,12x.x1	NA	Glass Door, Special Film 2 Pane Special (prior to 001-8250)
2	801,814,58x.x1	TBD	Gasket, Glass Door
3A	801,306,49x.x1	SAME	Top Hinge, Glass Door – Horizontal Mounting (001-8250 and higher)
3B	801,306,48x.x1	NA	Top Hinge, Glass Door - Horizontal Mounting (001-8152 to 001-8250)
3C	801,305,70x.x1	NA	Top Hinge, Glass Door (prior to 001-8152)
3D	800,303,56x.x1	SAME	Top Hinge Screws ¼ - 20 (001-8152 and higher)
3E	800,303,41x.x1	NA	Top Pivot Pin, Glass Door (prior to 001-8152)
3F	801,814,52x.x1	SAME	Plastic Shoulder Bushing (Pike Glass Door)
4A	801,305,65x.x1	SAME	Leg, Cabinet Base
4B-1	900,502,49x.x1	SAME	Leveling Leg, 5/8-11x2 1/16" (not shown)
4B-2	800,503,38x.x1	SAME	Leveling Leg Japan (not shown)
4C	805,410,96x.x1	SAME	Skid Board (not shown)
5	W334	SAME	Top Hinge, Service Door
6A	432,052,50x.x4	SAME	Nut Retainer Housing Assembly
6B	432,050,73x.x3	SAME	Nut Retainer Housing
6C	801,303,85x.x1	SAME	Cage Nut
6D	900,801,06x.x1	SAME	Square Nut, ½-13
6E	900,301,97x.x1	SAME	Screw, Phil Pan #8-32x1/4
6F	900,302,01x.x1	SAME	Screw, Hex ¼-20x5/8
7	626,030,19x.x3	SAME	Storage Shelf Panel
8	804,400,51x.x1	SAME	Ballast Assembly (SP-3)
9A	801,401,88x.x1	SAME	Loading Platform (not shown)
9B	626,050,21x.x3	SAME	Support Bracket, Loading Rack
9C	626,050,37x.x3	SAME	Latch, Loading Rack (not shown)
10A	626,020,26x.x3	636,020,07x.x3	Bottom Skirt
10B	800,303,38x.x1	SAME	Screw, Truss AB #8 - 18 x 1/2
11	801,813,13x.x1	SAME	Condenser Intake Guard
12	800,303,37x.x1	SAME	Screw, Phil Pan ¼-20x3/4L (prior to 001-8152)
13	900,800,67x.x1	SAME	Keps Nut ¼-20
14	627,020,60x.x4	SAME	Lag Bracket Kit (see Tech Bulletin 344)
15A	626,060,00x.x3	636,060,20x.x3	Cabinet Assy., 72" Domestic
15B	626,060,30x.x3	TBD	Cabinet Assy., 72" Export
16A	626,020,39x.x4	SAME	Harvest Unit Installation Hardware Kit
16B	626,030,28x.x3	SAME	Harvest Bracket
17	W766	SAME	Carriage Bolt, ¼-20
18	626,020,42x.x3	SAME	Right Security Angle
19A	800,503,33x.x1	SAME	Bottom Service Door Hinge (001-8191 and higher)
19B	800,801,28x.x1	SAME	Nut, Jam (001-8191 and higher)
19C	800,902,68x.x1	SAME	Sleeve, Anti-Vandal (001-8191 and higher)
20A	626,052,70x.x4	SAME	Kit, Vandal Plate, Vac Form (Service Part) (prior to 001-8152)
20B	805,701,91x.x1	SAME	Vandal Plate Injection Molded (001-8152 and higher)
21	626,040,08x.x3	SAME	Ingress Guard
22	804,100,77x.x1	SAME	Power Interrupt Switch - Cabinet

TBD – To Be Determined

Part numbers subject to change with out notice.

PARTS

CABINET DETAIL



PARTS

CABINET DETAIL


ITEM	DN5000 PART #	DN3000 Part #	PART DESCRIPTION
1A	626,060,00x.x3	636,060,20x.x3	Cabinet Assembly Domestic
1B	626,060,30x.x3	TBD	Cabinet Assembly Export
1C	637,050,50x.x3	TBD	Cabinet Assembly Export Japan
2A	626,070,25x.x3	SAME	Tray Support, Left Side (not shown) – Domestic
2B	626,070,62x.x3	SAME	Tray Support, Left Side – Export
3A	626,070,08x.x3	NA	Tray Support, Right Side – Domestic (prior to 001-8152)
3B	626,070,63x.x3	NA	Tray Support, Right Side – Export (prior to 001-8152)
3C	626,070,67x.x3	SAME	Tray Support, Right Side – Domestic (001-8152 and higher)
3D	626,070,71x.x3	SAME	Tray Support, Right Side – Export (001-8152 and higher)
4A	626,070,19x.x3	SAME	Tray Support, Rear – Domestic
4B	626,070,64x.x3	SAME	Tray Support, Rear – Export
5A	626,020,05x.x3	636,020,05x.x3	Security Angle, Top
5B	626,020,12x.x3	SAME	Security Angle, Left
5C	626,020,42x.x3	SAME	Security Angle, Right
6	626,070,51x.x3	SAME	Door Switch Bracket
7	804,100,77x.x1	SAME	Door Switch
8	801,812,41x.x1	SAME	*Discharge Door Frame Assy (Does not include Discharge Frame Back)
8A	801,812,90x.x1	SAME	Discharge Door
8B - 1	801,817,51x.x1	SAME	Discharge Frame – refrigerated side (001-8152 and higher)
8B - 2	801,812,91x.x1	NA	Discharge Frame – refrigerated side (prior to 001-8152)
8C	801,812,92x.x1	SAME	Discharge Frame Back
8D	801,401,92x.x1	SAME	Discharge Door Rod
8E	901,701,15x.x1	SAME	Discharge Door Spring
8F	801,814,29x.x1	NA	Rivet, Plastic Snap 1/8" (prior to 001-8152)
8G	801,814,30x.x1	NA	Cap, Plastic Snap 1/8" (prior to 001-8152)
9	804,915,76x.x1	SAME	KO Machine Options Harness
10	801,305,71x.x1	SAME	KO Mounting Plate
11	804,915,64x.x1	SAME	Discharge Door Switch Harness
12	626,020,28x.x3	SAME	Service Door Strike Plate
13	801,306,02x.x1	SAME	Sensor Guard Plate
14	800,303,21x.x1	SAME	Screw, 8-18x1/2
15	801,814,48x.x1	SAME	Right Side Tray Support Spacer
16	801,306,14x.x1	NA	Conveyor Guide, Right Side (001-8152 and higher)
17	626,050,33x.x3	636,050,01x.x3	Conveyor Product Deflector Ramp
18	801,306,14x.x1	SAME	Right Side Conveyor Guide (001-8152 and higher)

*NOTE: 8063 production run needs a special discharge door frame assembly or the opening will need modification.

Part numbers subject to change with out notice.

PARTS

SERVICE DOOR FRONT



PARTS

DN5000 & DN3000 SERVICE DOOR (FRONT)



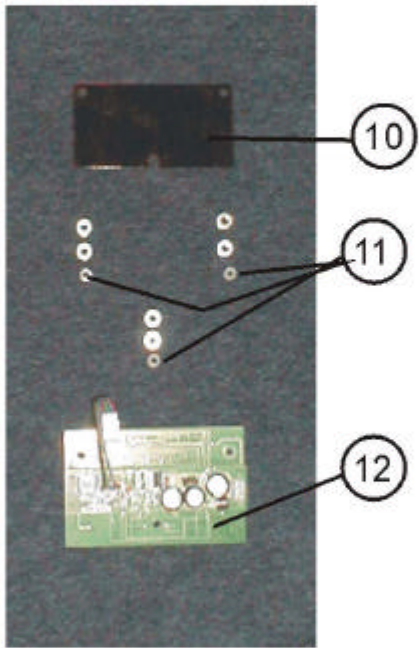

	CGF (Coke Glass Front)	DGF (Dasani Glass Front)	
ITEM	PART NUMBER	PART NUMBER	PART DESCRIPTION
1A	626,054,10x.x3	626,054,30x.x3	Service Door Assembly Domestic (IR)
1B	626,054,40x.x3	626,055,70x.x3	Service Door Assembly Export (IR)
1C	637,051,40x.x3	TBD	Service Door Assembly Japan (IR)
2	626,050,10x.x3	626,053,10x.x3	Door Frame Assembly
3A	805,025,32x.x1	SAME	Advertise Window
3B	801,305,75x.x1	SAME	Retainer Clip, Ad Panel
4	803,859,34x.x1	803,866,96x.x1	Advertise Card, Domestic
5A	626,054,00x.x3	626,054,90x.x3	Transaction Panel Assembly Domestic
5B	626,052,40x.x3	TBD	Transaction Panel Assembly Export
5C	637,050,90x.x3	TBD	Transaction Panel Assembly Japan
6	801,810,69x.x1	SAME	POS Lens, Coin Insert Panel
7A	626,050,36x.x3	SAME	Backup Plate Flat Keypad, Coin Insert Panel
7B	624,050,48x.x3	SAME	Backup Plate, Coin Insert Panel
8A	803,863,03x.x1	SAME	Keypad Overlay – Flat Keypad
8B	W453-2	SAME	Keypad, Button Array – Rubber
8C	626,031,80x.x4	SAME	Keypad Guard Kit (use with Button Array Keypad –Rubber)
9	804,918,26x.x1	SAME	Membrane, Button Array
10A	626,050,03x.x3	SAME	Membrane, Plate Back
10B	626,050,36x.x3	SAME	Keypad Plate Flat (use with keypad overlay)
10C	626,010,60x.x4	SAME	Flat Keypad Kit
11	805,701,24x.x1	SAME	T-Handle Shim
12A	801,519,13x.x1	SAME	T-Handle Assembly
12B	801,518,14x.x1	SAME	T-Handle
12C	801,518,18x.x1	SAME	T-Handle Flange
12D	801,519,14x.x1	SAME	T-Handle Stud
12E	801,507,34x.x1	SAME	External Retaining Ring
12F	901,503,06x.x1	SAME	Flat Washer
12G	901,503,09x.x1	SAME	Cross Pin
12H	901,503,05x.x1	SAME	Spring
12I	901,508,18x.x1	SAME	Spring
12J	626,050,32x.x3	SAME	T-Handle Bracket
13	626,051,20x.x3	SAME	Bottom Panel Service Door
14	803,858,37x.x1	803,866,41x.x1	Port Panel Decal
15	801,812,38x.x1	801,815,75x.x1	Port Bezel
17	626,050,01x.x3	SAME	Coin Mech Panel
18	902,001,02x.x1	SAME	Validator Gasket
19A	626,050,57x.x3	626,070,77x.x3	Trim, Top
19B			Top Trim Locking Bar (no longer used)
20	626,070,74x.x3	626,070,75x.x3	Horizontal Trim
21	626,070,78x.x3	626,070,79x.x3	Vertical Trim
22A	803,863,46x.x1	803,868,20x.x1	Transaction Panel Label – English Domestic
22B	803,863,47x.x1	TBD	Transaction Panel Label – French
22C	803,863,43x.x1	TBD	Transaction Panel Label – English Export
22D	803,863,44x.x1	TBD	Transaction Panel Label – French Canadian
22E	803,863,42x.x1	TBD	Transaction Panel Label - Spanish
23	800,801,15x.x1	SAME	Wiring Nut 8-32 (remote access panel)
24	804,916,26x.x1	SAME	Flat Cable Mount (keypad harness)
25	803,862,78x.x1	SAME	Validator Filler Label (not shown)
26	626,054,70x.x4	626,054,80x.x4	Kit, T-Handle Lock Cover

TBD – To Be Determined, not available at print.

Part numbers subject to change with out notice.

PARTS

SERVICE DOOR (INSIDE)



PARTS





DN5000 & DN3000 SERVICE DOOR (INSIDE)

ITEM	PART NUMBER	PART DESCRIPTION
1	626,050,20x.x3	Assembly Chute, Coin Insert
2	626,050,30x.x3	Assembly Coin Return
3	626,050,04x.x3	Coin Return Button Bracket
4	626,050,05x.x3	Coin Return Button Rocker
5	801,807,25x.x1	Coin Return Push Button
6	801,903,13x.x1	Bushing, .51Dx625 Hole
7	900,502,19x.x1	Roller Pin
8	900,900,90x.x1	Roller Pin Retainer (not shown)
9	901,701,07x.x1	Coin Return Spring
10	801,903,76x.x1	Red Display Filter
11	901,001,46x.x1	Stand Off, .192x312x312
12A	804,919,93x.x1	Display Domestic - IR (203-8211 and higher)
12B	804,914,86x.x1	Display Assembly (prior to 203-8211)
12C	804,920,05x.x1	Display Eprom (804,919,93x.x1 display board, 203-8211 and higher)
12D	804,914,97x.x1	Display Eprom (804,914,86x.x1 display board, prior to 203-8211)
13	801,806,58x.x1	Coin Hopper and Chute
14	801,806,59x.x1	Coin Chute Front
15	801,810,14x.x1	Change Cup
16	626,050,08x.x3	Cash Box Shelf
17	432,051,80x.x3	W/A Cash Box
18A	801,815,30x.x1	Injection Molded Discharge Port Assembly
18B	801,814,66x.x1	Discharge Port
19	626,050,23x.x3	Harvest Mounting Bracket
20A	624,050,93x.x3	Bill Validator Filler Plate
20B	637,051,00x.x3	Japanese Yen Validator Bracket Assembly
21	803,600,92x.x1	Discharge Port Pad
22	801,813,07x.x1	Backer Bezel Panel
23	626,050,25x.x3	Port Mounting Bracket
24	626,020,35x.x3	Vandal Plate, Port – Vacuum Formed
25A	626,052,70x.x4	Vandal Plate, Vacuum Formed Port Kit (Prior to 318-8166)
25B	805,701,91x.x1	Vandal Plate, Injection Molded Port (318-8166 and higher)
25C	626,053,20x.x4	Injection Molded Port Assembly Kit
25D	805,702,07x.x1	Vandal Plate, Injection Molded – Extended (318-8166 and higher)
26	801,814,68x.x1	Cash Box Clip
27	626,052,10x.x3	Cash Box Lock Assembly
28	626,020,40x.x4	Griffin Card Reader Kit (includes card reader)

Part numbers subject to change with out notice.

PARTS

TRAY ASSEMBLY



PARTS

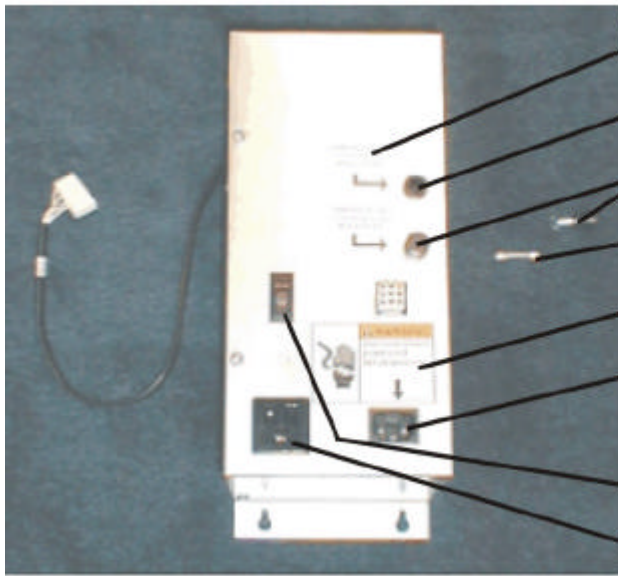
TRAY ASSEMBLY

ITEM	DN5000 PART #	DN3000 PART #	PART DESCRIPTION
1	626,071,30x.x3	636,070,20x.x3	Tray Assembly
2	626,070,09x.x3	635,070,01x.x3	Tray Chassis
3	801,903,83x.x1	SAME	Gate Assembly with Kicker
4	804,300,16x.x1	SAME	Solenoid
5	801,519,29x.x1	SAME	Plunger and Spring Assembly
6A	801,903,82x.x1	SAME	Slide with Product Pusher Assembly
6B	801,812,79x.x1	SAME	Product Pusher Slide, Bottom
6C	901,701,08x.x1	SAME	Product Pusher Spring (not shown)
7	801,401,98x.x1	801,402,21x.x1	Wire Tray, Rigid
8	W485-1	SAME	Label, Position Selection Sheet
9	622,070,04x.x3	SAME	Side Shelf Stiffener (not shown)
10	W789	SAME	Cotter Pin (not shown)
11	W218	SAME	Solenoid Retainer Washer (not shown)
12	W398	SAME	Retainer Washer (not shown)
13A	D334	SAME	Screw, Hex Washer 4-24x3/4" 1/8" (not shown)
13B	800,101,94x.x1	SAME	Socket, 1/8" Drive 1/4"
14	901,901,00x.x1	SAME	Wire Tie, 4" (not shown)
15	See List	SAME	Spacers
15A	801,812,69x.x1	SAME	Spacer – A
15B	801,812,81x.x1	SAME	Spacer – B
16	804,913,74x.x1	804,920,34x.x1	Tray Harness (not shown)
17A	801,812,83x.x1	SAME	Can Rotator, Gray – Snap in Rotator
17B	801,812,99x.x1	SAME	Product Rotator, White - Snap In Rotator
18A	801,903,84x.x1	SAME	Stabilizer, Columns 1 & 9 or 1 & 6
18B	801,903,85x.x1	SAME	Stabilizer, Columns 2 through 8 or 2 through 5
19	900,301,56x.x1	SAME	Screw, 8-32x3/8 Phil Pan (for old style rotator)
20	800,101,94x.x1	SAME	1/4" Drive Socket 1/8" 6 point


Part numbers subject to change with out notice.

PARTS

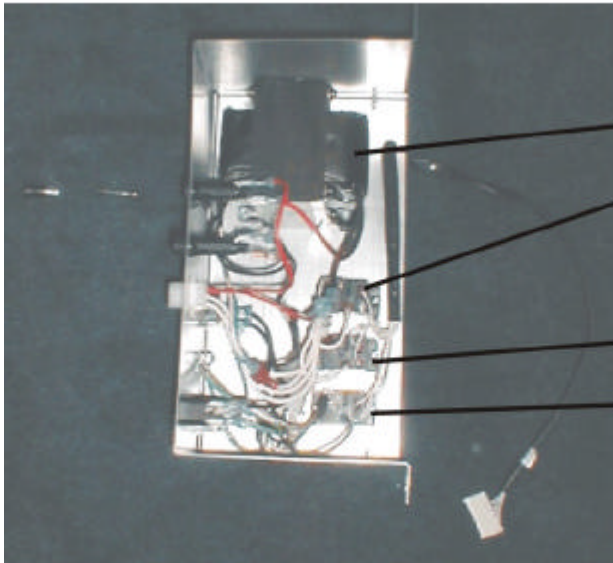
AC DISTRIBUTION BOX (DOMESTIC SHOWN)




1A-2
prior to 049-8234



1A-1
049-8234 & Up



1A-2
prior to 049-8234



1A-1
049-8234 and up

PARTS

DN5000 & DN3000 AC DISTRIBUTION BOX

ITEM	PART NUMBER	PART DESCRIPTION
1A - 1	626,031,90x.x3	*AC Distribution Box Assembly T8 Electronic Domestic (049-8234 and higher)
1A - 2	626,030,40x.x3	AC Distribution Box Assembly Domestic
1A - 3	637,050,10x.x3	AC Distribution Box Assembly Japan
1B	626,030,70x.x3	AC Distribution Box Assembly Export
1C	626,031,30x.x3	AC Distribution Box Assembly Korea
2	804,920,02x.x1	Fuse Holder, Panel Mounted – Quick Disconnect
3	W658	Fuse 2 Amp 250V Slo Blo
4	W659	Fuse 10 Amp 32V Slo Blo
5	W662	AC Outlet, 15 Amp Grounded
6	804,913,62x.x1	Power Inlet Plug
7	804,915,54x.x1	Transformer, 110V / 24V 8A
8A	803,860,28x.x1	2 Amp Fuse / 10 Amp Fuse Label, Domestic
8B	803,860,83x.x1	Fuse Label, Export
9A	803,853,22x.x1	Label, Electrical Box “WARNING – DISCONNECT MAIN POWER CORD BEFORE SERVICING”, Domestic
9B	803,860,84x.x1	Power Disconnect Label, Export
10A	804,920,56x.x1	*AC Distribution Harness Domestic T8 Electronic (049-8234 and higher)
10B	804,913,71x.x1	*AC Power In Harness, not shown - goes to item 6 (prior to 049-8234)
11A	804,920,58x.x.1	*Power Distribution Harness Domestic T8 Electronic (049-8234 and higher)
11B	804,915,87x.x1	*Power Distribution Harness, not shown – goes to item 5 (prior to 049-8234)
12	804,915,15x.x1	Rocker Switch Panel Mount
13	804,200,26x.x1	Relay
14	803,860,85x.x1	Main Power Label
15	804,920,41x.x1	Choke
16	903,825,86x.x1	Label, Warning High Voltage
17	804,913,77x.x1	Cord, Main Power
18	804,800,87x.x1	Circuit Breaker 30A Japan
19	804,916,93x.x1	Switch 3 Position Rotary (Exports only)

*Includes 115 to 162 – 8233

Part numbers subject to change with out notice.

PARTS

ELEVATOR

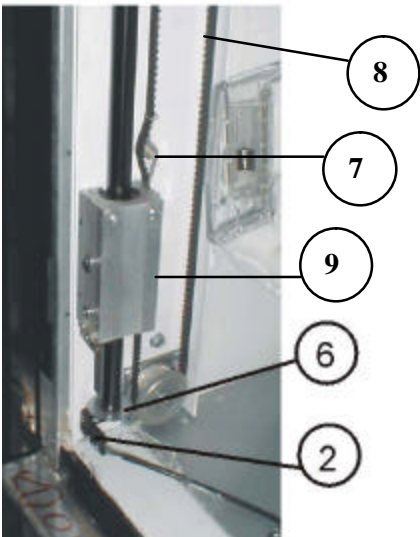


5

1



3



8

7

9

6

2

PARTS

DN5000 & DN3000 ELEVATOR

ITEM	PART NUMBER	PART DESCRIPTION
1	805,202,37x.x1	Elevator with Motor Assembly
2A	804,100,99x.x1	Lower Motor Limit Switch
2B	801,306,03x.x1	Bracket, Home Position Aluminum
3	801,813,09x.x1	Upper Limit Switch Assembly
4	804,101,04x.x1	Lower Limit Switch Magnet
5	804,501,21x.x1	Elevator Motor
6	801,306,11x.x1	Washer, Aluminum
7	801,401,97x.x1	Belt Tensioner Spring
8	801,813,14x.x1	Elevator Drive Belt
9	804,800,84x.x1	Assembly Pillow Block
10	801,306,03x.x1	Aluminum Home Switch Bracket

Part numbers subject to change with out notice.

PARTS

CONVEYOR




Front View



Bottom View



Top View



PARTS

CONVEYOR

	DN5000	DN3000	
ITEM	PART NUMBER	PART NUMBER	PART DESCRIPTION
1	626,070,50x.x3	636,070,00x.x3	Coke Conveyor Assembly
	626,070,81x.x3	636,070,50x.x3	Dasani Conveyor Assembly
2	804,915,81x.x1	SAME	Conveyor Assembly Wiring (not shown)
3	804,915,75x.x1	SAME	Power Cord (not shown)
4	801,813,08x.x1	SAME	Product Slide, Conveyor
5	801,812,65x.x1	SAME	Tip Arm Base
6	801,401,94x.x1	SAME	Tip Arm
7	626,050,33x.x3	SAME	Product Deflector Ramp
8	626,070,31x.x3	SAME	Coke Conveyor Deflector
	626,070,83x.x3	SAME	Dasani Conveyor Deflector
9	801,803,03x.x1	SAME	Conveyor Nyliner
10	626,070,22x.x3	636,070,03x.x3	Coke Conveyor Rear Plate
	626,070,22x.x3	636,070,04x.x3	Dasani Conveyor Rear Plate
11	626,070,21x.x3	636,070,10x.x3	Coke Conveyor Front Plate
	626,070,72x.x3	636,070,90x.x3	Dasani Conveyor front Plate
12	804,501,16x.x1	SAME	Conveyor Motor
13	800,503,09x.x1	SAME	Conveyor Spacer
14	801,812,42x.x1	801,817,56X.X1	Conveyor Bed
15	801,812,85x.x1	SAME	Conveyor Drive Pulley Assembly
16	801,812,84x.x1	SAME	Conveyor Idler Pulley Assembly
17	804,915,81x.x1	SAME	KO Conveyor Harness
18	801,812,35x.x1	801,817,57x.x1	Conveyor Belt (1.5" wide, .125" thick)
19A	800,902,62x.x1	SAME	Shoulder Phil Head with Locking Patch (001-8100 and higher)
19B	800,303,36x.x1	SAME	Screw, Phil Pan 10-32X3/8 – conveyor to pillow block (prior to 001-8100)
19C	800,303,42x.x1	SAME	Upgrade Kit Screws (prior to 001-8100)
19D	900,700,02x.x1	SAME	Washer (used with 800,303,42x.x1)
19E	626,010,00x.x4	SAME	Conveyor Mounting Screw (prior to 001-8100)
20	800,303,42x.x1	SAME	Screw, Phil pan w/ Nylock #8-32x3/8
21	801,813,44x.x1	SAME	Coke Conveyor Motor Cover
	801,815,59x.x1	SAME	Dasani Conveyor Motor Cover
22	801,814,48x.x1	SAME	Tray Support Spacer
23	803,859,73x.x1	803,869,39x.x1	Coke Conveyor Decal
	803,866,42x.x1	TBD	Dasani Conveyor Decal

Note: Conveyor Motor gets 24VDC


Elevator Motor gets 24VDC

Elevator encoder gets 5VDC

Part numbers subject to change with out notice.


PARTS

LIGHTING



A6A

B2A



B2A

B1A


B3A



A7

A1A

A5





B3B

B2B

B1B


A4B

A7



A4A

A4B



PARTS

ITEM	DN5000 PART #	DN3000 PART #	PART DESCRIPTION
A1A	626,072,10x.x3	TBD	*Assembly Lighting System, Cabinet T8 Electronic Domestic/Japan (049-8234 and higher)
A1B	626,070,80x.x3	636,070,30x.x3	*Assembly Lighting System, Cabinet Domestic (prior to 049-8234)
A1C	626,031,00x.x3	636,071,20x.x3	Assembly Lighting System, Cabinet Export
A2A	626,072,20x.x3	636,070,80x.x3	*Lamp Channel Assembly T8 Electronic Domestic (049-8234 and higher)
A2B	626,070,90x.x3	NA	Lamp Channel Assembly (prior to 049-8234)
A3A	804,920,53x.x1	SAME	Cabinet Lighting Harness T8 Electronic
A3B	804,915,67x.x1	NA	Cabinet Lighting Harness (not shown)
A4A	804,400,58x.x1	SAME	*Ballast HF-P218TLD, 220-240V T8 Electronic Domestic (049-8234 and higher)
A4B	804,400,44x.x1	NA	*Ballast, 20 Watt Pre-Heat Domestic (prior to 049-8234)
A4C	804,400,58x.x1	SAME	Ballast HF-P 218 TLD 220-240V Electronic Export
A4D	804,400,71x.x1	SAME	Ballast, 2 Lamp T8 Electronic Advance 120/60
A4E	626,030,90x.x3	TBD	Ballast Electronic Long, Assembly - Export
A5	801,903,90x.x1	801,904,38X.X1	Lamp Shield
A6A	804,700,79x.x1	NA	*Lamp, 30 inch F021/865/XP/ECO - T8 (049-8234 and higher)
	NA	804,700,82X.X1	Lamp, 18 inch F013/865/XP/ECO - T8
A6B	804,700,69x.x1	NA	*Lamp, F18 T8 CW/30" (prior to 049-8234)
	NA	804,700,89x.x1	Lamp, F15 T8/CW/18" Export
A7	904,800,41x.x1	NA	Starter FS-25
A8	804,101,07x.x1	SAME	Switch, PI
A9	626,070,61x.x1	NA	Lamp Channel Starter Bracket
A10A	801,904,35x.x1	801,904,37x.x1	*Lamp Cover, Instant Start T8 (049-8234 and higher)
A10B	801,904,06x.x1	NA	*Lamp Cover (prior to 049-8234)
A11	801,904,06x.x1	SAME	End Caps, Lamp Sleeve
B1A	626,055,20x.x3	SAME	*Sub Assembly Service Door Lamp T8 Domestic (049-8234 and higher)
B1B	626,050,80x.x3	SAME	*Sub Assembly Service Door Lamp, Domestic (prior to 049-8234)
B1C	626,031,10x.x3	SAME	Sub Assembly Lamp Service Door 13" Export
B1D	637,051,50x.x3	SAME	Sub Assembly Service Door Lamp T8 Japan
B2A	804,700,81x.x1	SAME	*Lamp, U shaped FB016/865/XP, T8 (049-8234 and higher)
B2B	804,700,35x.x1	SAME	*Lamp, F13T8CW (prior to 049-8234)
B3A	626,050,51x.x3	SAME	*Service Door Lamp Bracket T8 (049-8234 and higher)
B3A	804,920,54x.x1	SAME	*Door Lighting Harness T8 Electronic, not shown (049-8234 and higher)
B3B	626,050,22x.x3	SAME	*Service Door Lamp Bracket (prior to 049-8234)
B4B	804,915,65x.x1	SAME	*KO Door Lighting Harness, not shown (prior to 049-8234)
B5	805,507,27x.x1	SAME	Converter, ADU018 CLX MDB-UCCS Box Japan
C1	803,870,05x.x1	SAME	*Label, T8 Lamp Replacement (049-8234 and higher)








LIGHTING

* Includes 115 to 162 - 8233

Part numbers subject to change with out notice.

PARTS

REFRIGERATION



PARTS

DN5000 & DN3000 REFRIGERATION

ITEM	PART NUMBER	PART DESCRIPTION
1	626,041,60x.x4	Domestic Kit – Refrigeration System 2000C-A 115/60
1A	626,040,00x.x3	Refrigeration System 2000C-A 115/60, Domestic/Japan
1B	626,041,00x.x3	Refrigeration System 2020C-A, Export
1C	626,041,90x.x3	Refrigeration System 2030C-A, Export Korea
2A	626,040,60x.x3	Compressor Assembly 115 / 60, Domestic/Japan
2B	626,041,30x.x3	Compressor Assembly 220-240/50, Export
2C	626,042,30x.x3	Compresso Assembly 208-230/60, Export Korea
3A	802,502,22x.x1	Compressor "A" T6213Z 115 / 60, Domestic/Japan
3B	802,502,25x.x1	Compressor "A" 220-240 / 50 T6213Z, Export
3C	802,502,30x.x1	Compressor "A" T6213Z 208-230/60, Export Korea
4A	802,502,23x.x1	Overload, T1 MST16AFN-3001, Domestic/Japan
4B	802,502,26x.x1	Overload, T1 MRP20APK-34, Export
4C	802,502,31x.x1	Overload, T1 MRT18GL 3001, Korea
5A	802,500,94x.x1	Relay, T1 9660-041-180, Domestic/Japan
5B	802,502,27x.x1	Relay, T1 9660-041-158, Export
5C	802,502,32x.x1	Relay, T1 9660-041-179 EM, Korea
6	802,502,01x.x1	Cover, Overload / Relay Tecumseh
7A	802,502,24x.x1	Capacitor Start 189227, Domestic/Japan
7B	802,502,28x.x1	Capacitor Start 88-108MFD / 250 V 50 Hz., Export
7C	802,502,33x.x1	Capacitor Start 66-77 MFD/330V50/60HZ, Korea
8	802,501,18x.x1	Capacitor End Cap Bottom Hole
9	802,501,87x.x1	Bracket Capacitor Assembly
10A	801,812,61x.x1	Drain Pan, Condensate Domestic
10B	801,813,55x.x1	Drain Pan, Condensate Export
11A	626,040,70x.x3	Assembly, Condenser Fan 16 W, 10 Inch Domestic/Japan
11B	626,041,40x.x3	Assembly, Condenser 16W 220V Export/Korea
12A	804,501,14x.x1	Condenser Fan Motor, 16W
12B	804,501,18x.x1	Condenser Fan Motor, 16W 220V
13	902,100,29x.x1	Silencer
14	801,305,67x.x1	Fan Blade, Condenser FV100CW25S
15	900,800,85x.x1	Speed Nut
16	802,600,64x.x1	Condenser
17	802,401,30x.x1	Dryer
18	902,000,57x.x1	Grommet Compressor
19	802,600,63x.x1	Evaporator
20	802,401,35x.x1	Accumulator
21A	802,800,60x.x1	Defrost Control
21B	801,902,75x.x1	Defrost Control Vinyl Tube
21C	626,020,34x.x3	Defrost Thermostat Guard
22A	626,040,80x.x3	Assembly Drain Pan, Evaporator
22B	801,814,62x.x1	Drain Pan
22C	801,806,05x.x1	Drain Tube
22D	900,301,79x.x1	Drain Tube Nut
22 ^E	901,900,50x.x1	Drain Hose
22F	900,901,03x.x1	Drain Hose Clamp
23	626,040,04x.x3	Evaporator Fan Shroud
24A	804,501,09x.x1	Evaporator Fan Motor Assembly, Domestic/Japan
24B	804,501,11x.x1	Evaporator Fan 8" 9W, 220-230 / 50, Export
25A	801,812,63x.x1	Side Gasket, Drain Pan
25B	801,812,64x.x1	Front Gasket, Drain Pan
26	626,040,09x.x3	Refrigeration Side Brace
27	804,919,66x.x1	Encapsulated Temperature Sensor

Part numbers subject to change with out notice.

PARTS

ELECTRONICS




1

prior to 077-8272



1A

077-8272 and up




2

prior to 099-8212



2A

099-8212 and up



3B

prior to 203-8211



3A


203-8211 and up

PARTS

DN5000 & DN3000 ELECTRONICS

ITEM	PART NUMBER NEW	PART NUMBER REMANUFACTURED	PART DESCRIPTION
1A	626,056,30x.x4	TBD	KO Board Universal Assembly (T8) 077-8272 & up
1B	626,030,21x.x3	SAME	KO Board Mounting Plate
1C	626,050,48x.x3	SAME	KO Board Cover 077-8272 & up
	627,050,31x.x3	SAME	KO Board Cover prior to 077-8272
2A	626,032,10x.x3	TBD	Machine Board, Domestic/Japan 099-8212 & up
2B	626,032,20x.x3	TBD	Machine Board, Export
2C - 1	626,030,36x.x3	SAME	Machine Board Cover, ESD (099-8212 and higher)
2C - 2	801,904,16x.x1	SAME	Machine Board Cover, Plastic (prior to 099-8212)
2D - 1	626,030,37x.x3	SAME	Machine Controller Mounting Plate (099-8212 and higher)
2D - 2	622,050,32x.x3	SAME	Machine Controller Mounting Plate (prior to 099-8212)
2E	801,903,87x.x1	SAME	Control Board Stand Offs, Richo
3A	804,919,93x.x1	SAME	Display Assembly, ASD (203-8211 and higher)
3B	804,914,86x.x1	SAME	Display Assembly (prior to 203-8211)
4	804,100,77x.x1	SAME	Door Switch
5	804,100,99x.x1	SAME	Lower Motor Limit Switch
6	804,101,04x.x1	SAME	KO Limit Switch Magnet
7	804,101,05x.x1	SAME	Unencapsulated Magnet
8	804,915,84x.x1	SAME	24 VDC Snap In Mount Counter
9A	626,020,44x.x4	SAME	Override Switch Kit
9B	801,510,10x.x1	SAME	Override Switch
10	804,914,99x.x1	SAME	EPROM, KO Board
11	804,914,16x.x1	SAME	EPROM, Machine Board
12A	804,920,05x.x1	SAME	EPROM, Display (203-8211 and higher)
12B	804,914,97x.x1	SAME	EPROM, Display (prior to 203-8211)
13	626,050,52x.x4	SAME	MDB Electronic Interface Kit Japan
14A	637,050,60x.x3	SAME	Stabilizer Enclosure Box Assembly Japan
14B	804,400,76x.x4	SAME	Voltage Stabilizer Kit (105V) Japan
14C	804,400,73x.x1	SAME	Voltage Stabilizer Transformer (105V) Japan
14D	637,050,70x.x3	SAME	Stabilizer Enclosure Door Assembly Japan

Part numbers subject to change with out notice.



4

PARTS

HARNESSES

ITEM	PART NUMBER	PART DESCRIPTION	FROM / TO
1	804,913,74x.x1	Tray Harness 8 Column	Solenoids to J3, J4, J5, J6, J7 on Machine Board
	804,920,34x.x1	Tray Harness 6 Column	Solenoids to J3, J4, J5, J6, J7 on Machine Board
2A	804,920,54x.x1	*Door Lighting Hartness T8 Electronics (049-8234 and higher)	From service door light to DC door bundle assembly
2B	804,915,65x.x1	*Door Lighting Harness (prior to 049-8234)	From service door light to DC door bundle assembly
3	804,915,81x.x1	Conveyor Harness	Elevator E-Chain harness
4	804,915,69x.x1	Relay Control Harness	Lights, Fan, Compressor to P5 on Machine board
5	804,919,66x.x1	Encapsulated Temperature Sensor (factory installed beginning 001-8152)	From Machine Board to Evaporator
6	804,915,64x.x1	Discharge Door Switch Harness	Discharge door to J10 on Machine board
7	804,915,76x.x1	Machine Options Harness	Counter / Override / Door Switch to P7 on KO Board
8	804,915,62x.x1	Board to Board Communication Harness	J1 on Machine Board to J14 on KO board
9A	804,920,63x.x1	*Main Power Harness T8 Electronic (049-8234 and higher)	9 pin plug on AC box to lights, temperature control, and P5 on machine board
9B	804,915,59x.x1	*Main Power Harness (prior to 049-8234)	9 pin plug on AC box to lights, temperature control, and P5 on machine board
9C - 1	804,913,77x.x1	Main Power Cord	
9C - 2	804,920,70x.x1	Power Adapter Japan	
10	804,915,72x.x1	Override Switch Harness	Service Option to KO machine option harness
11A	804,920,53x.x1	*Cabinet Lighting Harness T8 Electronic (049-8234)	
11B	804,915,67x.x1	*Cabinet Lighting Harness (prior to 049-8234)	Cabinet light to DC door bundle assy.
12	804,915,89x.x1	DC Door Bundle Assy.	Display, MDB peripheral, DEX to P9, P3, and P1 on KO board
13	804,915,91x.x1	DC Main Bundle Assy.	Conveyor, Elevator, Kill / Limit Switch, to J2, J8, and J9 on Machine Board
14A	804,916,24x.x1	Secondary KO DEX Harness	KO board to port
14B	800,801,29x.x1	Nut, DEX harness	Nut to secure DEX harness in port.
15A	626,020,44x.x4	Override Switch Kit	
15B	801,510,10x.x1	Override Switch / Lockout	
15C	804,915,72x.x1	CGFV Override Harness	
15D	901,512,11x.x1	Key	
16	804,914,74x.x1	Internal / External KO DEX Harness	
17	804,920,71x.x1	Voltage Stabilizer Harness Japan	
18A	804,920,41x.x1	Choke	
18B	804,920,49x.x1	Choke Output Harness	
18C	804,920,84x.x1	Choke Input (AC Power) Harness	
19	804,920,72x.x1	ADU Power Harness Japan	

* Include 115 to 162 - 8233

Part numbers subject to change with out notice.

PARTS

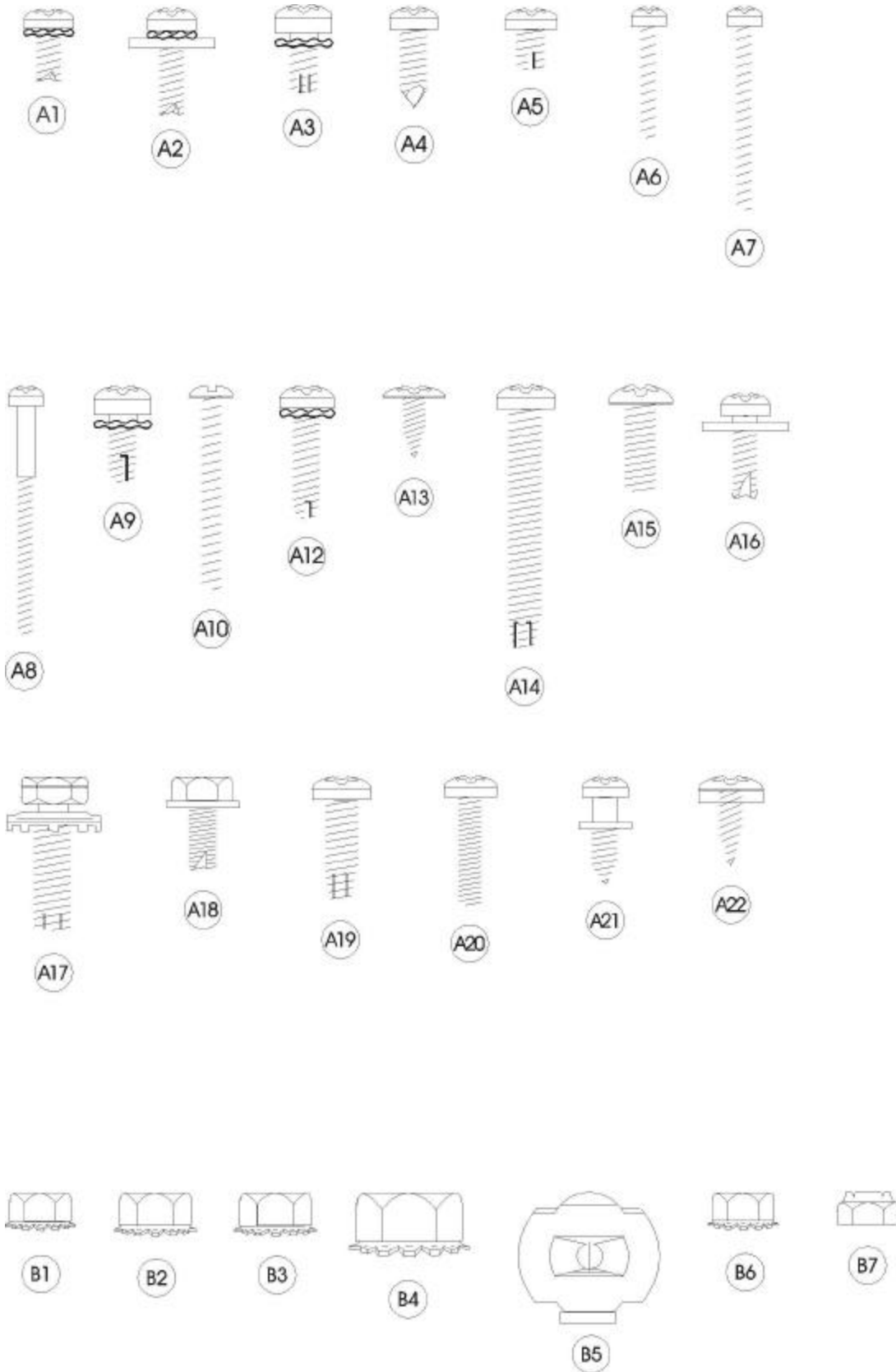
LABELS / DECALS / MISC.

	CGF (Coke Glass Front)	DGF (Dasani Glass Front)	
ITEM	PART NUMBER	PART NUMBER	PART DESCRIPTION
1	803,859,74x.x1		Bottom Glass Door Decal
2	803,859,72x.x1	803,866,39x.x1	Top Glass Decal
3	803,859,71x.x1	803,866,43x.x1	Cabinet, Side Decal
4	803,857,26x.x1		Selection Label
5	803,856,15x.x1		Asset / Property Tag Coca-Cola Company
6	803,868,29x.x1		Warning: DO NOT TILT Label, Tri Lingual
7	803,859,73x.x1	803,866,42x.x1	Conveyor Decal
8	803,853,21x.x1		AC Distribution Box Fuse Label (2 Amp – 10 Amp)
9	803,853,22x.x1		AC Distribution Box Power Disconnect Label
10	803,860,61x.x1		Quick Reference Program Label
11	803,853,25x.x1		Validator / Changer Label
12	803,858,37x.x1	803,866,41x.x1	Port Panel Decal
13	803,870,05x.x1		T8 Lamp Replacement Label (049-8234 and higher)
14	803,857,26x.x1		Selection Label Sheet (white with black letters – column #'s)
15	803,903,03x.x1		Manual, Technical
16	803,902,99x.x1		Quick Reference Laminated Card
17	803,903,02x.x1		Price Setting Programming Reference Guide
18	W485-2 thru 13		Price Sheets
19	803,903,04x.x1		Literature Package (includes items #5, 10, 15, 16, 17, and 18)
20	803,861,31x.x1		Package Setup Label
21A	803,862,37x.x1		Coke Flavor Card Sheet 1
21B	803,862,38x.x1		Coke Flavor Card Sheet 2
22A	803,862,41x.x1		Generic Flavor Card Sheet 1
22B	803,862,42x.x1		Generic Flavor Card Sheet 2
23	803,903,09x.x1		DN 5000 Foot Print
24A	803,903,15x.x1		Do's and Don'ts CD
24B	803,903,14x.x1		Programming CD
24C	803,903,13x.x1		Technical Information CD
25	626,010,50x.x4		Spare Parts Start Up Kit
26	803,863,62x.x1		Tag, Caution – DO NOT MOVE ELEVATOR
27	803,863,01x.x1		Label, Caution – DO NOT MOVE ELEVATOR
28	803,862,82x.x1		Label, Encoder "Do Not Remove Cover "
29	803,863,03x.x1		Label, Sec Ang Removal English CGF
30	803,862,78x.x1		Label, Validatoir Filler
31	626,020,40x.x4		Kit, Griffin Card Reader
32	803,868,24x.x1		Label, Fuse Cvr Mtr Svc
33	803,862,54x.x1		ON/OFF Rocker Switch Label
34	803,853,24x.x1		DO NOT DOUBLE STACK Label
35	803,863,41x.x1		Quality Assurance Label
36	803,861,13x.x1		Maytag Commercial Label
37	803,862,76x.x1		CGFV Wiring Diagram
38	626,052,10x.x4		DN5000 Upgrade Kit (Venders prior to 001-8100)
39	803,870,05x.x1		T8 Flur. Lamp Replacement Lamp Label (049-8234 & higher)

Part numbers subject to change with out notice.

PARTS

SCREWS AND NUTS



PARTS

SCREWS & NUTS

ITEM	PART NUMBER	PART DESCRIPTION
A1	900,301,70x.x1	Screw, Phil Pan Swage Form #6-32x3/8"
A2	900,301,64x.x1	Screw, Phil Pan Swage Form w/ Washer #8-32x1/2"
A3	900,301,83x.x1	Screw, Phil Pan Swage Form #10-32x5/16"
A4	900,301,50x.x1	Screw, Phil Pan without Washer, #8-18x1/2"
A5	900,301,97x.x1	Screw, Phil Pan Swage Form #8-32x1/4"
A6	900,300,47x.x1	Screw, Vend Motor, #4-24x3/4" Single Switch
A7	900,301,82x.x1	Screw, Vend Motor, #4-24x1-16 " Double Switch
A8	900,301,61x.x1	Screw, Vend Motor #4-24x1-1/2" Triple Switch
A9	900,301,56x.x1	Screw, Phil Pan Cutting #8-32x3/8 "
A10	900,201,31x.x1	Screw, Machine, #6-32x1-1/4 "
A11	900,301,97x.x1	Screw, Phil Pan Sems #8-32x1/4"
A12	900,301,85x.x1	Screw, Phil Pan Thread Form #8-32x5/8"
A13	900,300,16x.x1	Screw, Phil Head Truss #6x3/8"
A14	900,301,81x.x1	Screw, Phil Pan Form #10-32x1-1/4"
A15	900,201,14x.x1	Screw, Machine Truss, #10-32x1/2"
A16	900,301,65x.x1	Screw, Phil Pan Sems with Washer, #8-18x1/2"
A17	900,302,01x.x1	Screw, Self Tapping, 1/4"-20x5/8"
A18	900,301,69x.x1	Screw, Hex Head Swage Form #8-36x3/8"
A19	900,901,51x.x1	Screw, Phil Pan Tapping #10-23x5/8"
A20	900,201,22x.x1	Screw, Machine Phil Pan #8-32x3/4"
A21	900,301,98x.x1	Screw, Phil Pan Shoulder #8-18x1/2"
A22	900,301,84x.x1	Screw, Phil Pan #8-18x1/2"
A23	900,500,26x.x1	Shoulder Screw, 1/2" Long
A24	900,201,13x.x1	Screw, Hex Head
A25	900,301,73x.x1	Screw, Tap 1/2-20x1" Type F
A26	800,303,15x.x1	Screw, Phil Pan #8-18x3/4"
A27	800,303,18x.x1	Screw, Truss Type 23 #8-32x1/2
A28	900,301,94x.x1	Screw, Phil Flat 23B #10-32x1/2"
A29	900,201,44x.x1	Screw, Machine Brass #6-32x1/4"
A30	900,301,99x.x1	Screw, Plastic 8-hi/low x 1-1/4
A31	900,301,55x.x1	Screw, Phil Pan Swage Form #8-32x1/2 Screw
A32	900,303,08x.x1	Screw, Hex Washer Type 1 #8-32x3/8"
A34	800,303,22x.x1	Screw, Phil Pan #6-20x3/8
A35	900,302,02x.x1	Screw, Self Tapping #8-18x3/4
A36	900,201,86x.x1	Screw, Phil Pan Head #6-32x1/4"
A37	900,301,91x.x1	Screw, Hex Wash #8-18x1/2"
A38	900,201,87x.x1	Screw, Phil Truss #10-32x3/8
A39	W796	Screw, Taper Tite #8-18x3/8"
A40	W948	Screw, Hex Head #10-16x50"
A41	800,303,21x.x1	Screw, Phil Pan Sems #8-18x1/2
A42	800,303,34x.x1	Screw, Phil Pan 8-Hilox 1/2
A43	D334	Screw, Hex Washer 4-24x3/4
A44	W851	Screw, Pan Head
A45	900,301,70x.x1	Screw, Phil Pan #6-32x3/8
A46	800,902,62x.x1	Screw, Shoulder
B1	900,800,65x.x1	Hex Nut, #10-32
B2	900,800,67x.x1	Hex Nut, 1/4-20
B3	900,800,50x.x1	Hex Nut, #8-32
B4	900,800,69x.x1	Hex Nut, Top Door Hinge, 3/8-16
B5	900,800,85x.x1	Speed Nut

Part numbers subject to change with out notice.

PARTS

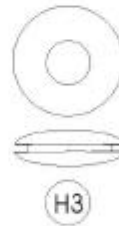



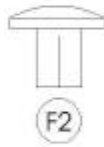
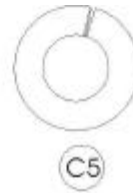
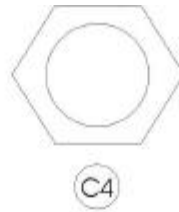
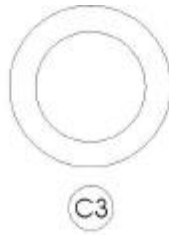
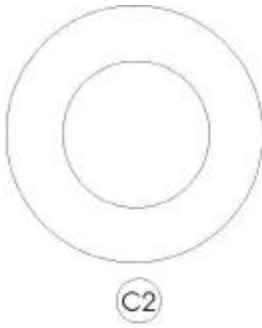
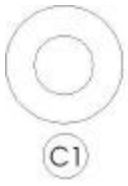
SCREWS & NUTS (Continued)

ITEM	PART NUMBER	PART DESCRIPTION
B6	900,800,49x.x1	Hex Nut, #6-32
B7	900,800,51x.x1	Elastic Stop Nut, #8-32
B8	900,800,81x.x1	Hex Nut, 8-32
B9	900,902,37x.x1	Push Nut, Acorn Type
B10	900,801,02x.x1	Hex Nut, 5/16-18
B11	800,801,13x.x1	Nut, Self Clinching 5/16-18
B12	800,303,38x.x1	SCREW, 8-18x1/2 (Bottom Skirt)

Part numbers subject to change with out notice.

PARTS

WASHERS / BOLTS / MISC HARDWARE



PARTS

WASHERS , BOLTS, AND MISC. HARDWARE

ITEM	PART NUMBER	PART DESCRIPTION
C1	900,700,60x.x1	Washer, Delrin .047 Thick 3/8" ID x 5/8 OD
C2	901,303,77x.x1	Washer, Door Hinge
C3	901,503,06x.1	Washer, Flat #2949 (T-Handle)
C4	901,503,08x.x1	Washer, Hex #29.34 (T-Handle)
C5	900,700,36x.x1	Lockwasher, Split 3/8"
C6	900,700,89x.x1	Lockwasher, Shakeproof 5/8" (1132-00-00-0551)
C7	900,700,02x.x1	Steel Washer, 18 Gauge (1/2" x 3/16")
C8	900,700,62x.x1	Washer, Shakeproof (4610-16-01-0551)
C10	900,700,83x.x1	Washer, Flat 18 Gauge (17/64" ID x 58" OD)
C11	900,700,08x.x1	Washer, Flat 14 Gauge (5/16"-3/8")
C12	801,902,48x.x1	Nylon Spacer
C13	W884	Washer, Lock
C14	W398	Washer, Fender .125 ID
C15	W218	Washer, Solenoid Retainer
C16	801,518,03x.x1	Washer, Tooth Lock 1/2"
C17	W861	Washer, Flat .265" ID x .50" OD
C18	900,701,15x.x1	Washer, 11/64" ID x 11/32" OD
	900,701,05x.x1	Washer, Flat .343" ID x .688" OD .6T
D1	900,400,43x.x1	T-Bolt, #8-32x1" (obsolete)
D2	900,400,41x.x1	T-Bolt, #8-32x1-3/8"
D3	900,400,35x.x1	T-Bolt, #8-32x3/4"
D4	900,400,45x.x1	T-Bolt, #8-32x1/2"
E1	900,400,44x.x1	Refrigeration Bolt, 3/8-16x1"
E2	900,201,17x.x1	Carriage Bolt, 1/4-20x1"
E3	900,201,23x.x1	Carriage Bolt, 1/4-20x1-1/4"
E4	900,201,45x.x1	Carriage Bolt, 1/4-20x1/2"
E5	900,201,54x.x1	Carriage Bolt, 1/4-20x3/8"
E6	900,201,56x.x1	Carriage Bolt, 1/4-20x3/4"
E7	900,303,12x.x1	Carriage Bolt, 1/4-20x5/8" (obsolete)
E8	900,201,85x.x1	Carriage Bolt, 5/16x18x1-14" Top Hinge (drop in)
E9	800,303,19x.x1	Carriage Bolt, 1/4-20x5/8"
E10	900,202,04x.x1	Carriage Bolt, 1/4-20x1/2" (red)
E11	W766	Carriage Bolt, 1/4-20
F1	901,100,43x.x1	Pop Rivet, Aluminum 1/4"
F2	901,100,44x.x1	Drive Rivet, #38-108-06-13 1/4"
F4	901,100,54x.x1	Pop Rivet, Black 1/8"
F5	901,100,61x.x1	Pop Rivet, Steel (zinc plated) 1/8"
F6	901,100,53x.x1	Pop Rivet, Aluminum 1/8"
F7	901,100,60x.x1	Pop Rivet, Steel (zinc plated) 3/16"
F8	801,100,67x.x1	Pop Rivet, Aluminum Black 1/8"
F9	801,100,65x.x1	Pop Rivet, Aluminum White 1/8"

Part numbers subject to change with out notice.

PARTS

WASHERS , BOLTS, AND MISC. HARDWARE (continued)

ITEM	PART NUMBER	PART DESCRIPTION
H1	900,902,13x.x1	Christmas Tree Clip #354280307-00
H2	900,901,89x.x1	Tinnerman Clip, Fan Shroud (C5207-014-3B)
H3	900,401,09x.x1	Grommet, Bk. Rubber #97
H4	901,503,07x.x1	E-Ring #31-30
H5	900,900,90x.x1	Retainer, Roller Pin
H6	900,902,18x.x1	Tinnerman Clip
H7	801,807,01x.x1	Hole Plug, Snap-In 1-1/4
H8	901,806,77x.x1	Grommet, Admiral #B53351
H9	902,100,29x.x1	Silencer
H10	801,903,80x.x1	Standoff (Machine Controller)
H11	901,502,53x.x1	Shipping Spring Clip
H12	801,903,87x.x1	2 nd Standoff
I1	804,601,45x.x1	#6 Terminal Ring Crimp 16-14 AWG
I2	801,902,48x.x1	Nylon Spacer used on Coke D/O Boards
I3	801,809,12x.x1	Velcro Blocks
I4	801,807,49x.x1	Vender Defender Clamp
I5	901,901,89x.x1	Clamp, Cable 1" I6Heyco 3390
I6	900,901,79x.x1	Clamp, Nylon 5/16" Black Heyco 3355 or Dennison 10159
I7	900,901,80x.x1	Clamp, Nylon 1/2" Heyco 3328
I8	901,901,06x.x1	Hand Tie, 5.5"
I9	901,902,01x.x1	Wire Tie, 7-1/2"
I10	901,901,00x.x1	Wire Ties, 4"
I11	901,900,55x.x1	Clamp, Nylon 3/4" Heyco 3382BL
I12	901,902,83x.x1	Cable Tie, 5.5"
I13	900,902,14x.x1	Canoe Clip #254-090-301-00-0108
I14	W904	Hex Bolt, 1/4-20x1
I15	W844	Cable Tie
I16	D588	Flat Cable Mount

Part numbers subject to change with out notice.